



Co-funded by the  
Erasmus+ Programme  
of the European Union

# Uploading a submission via Turnitin

**Guide for Students**

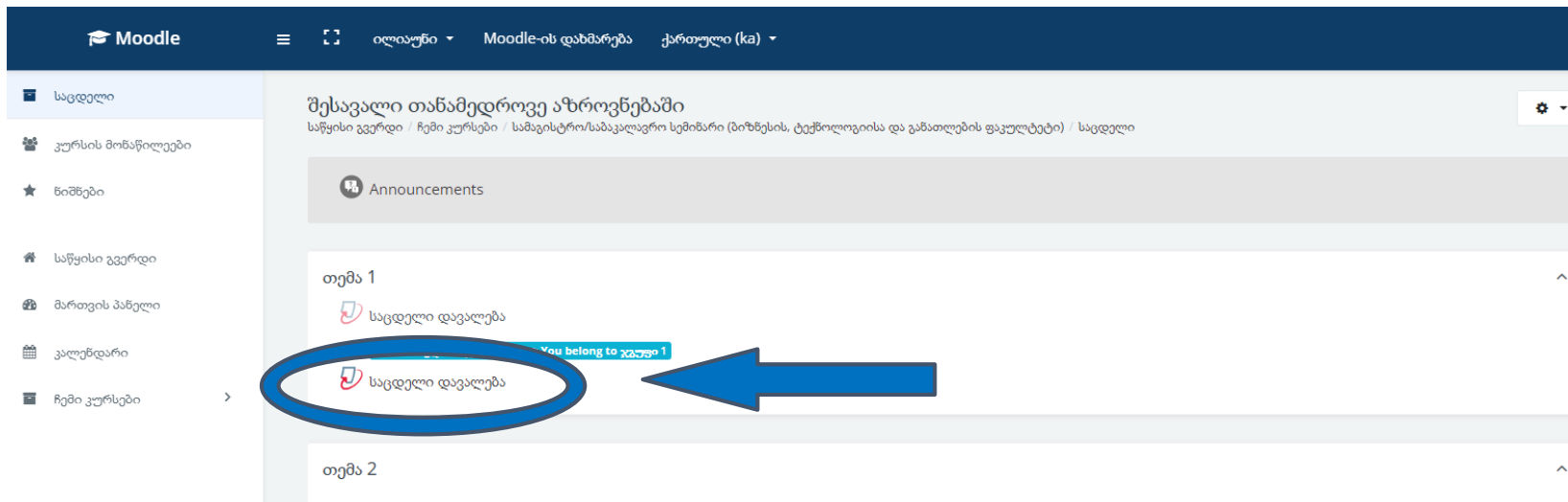
Please, keep in mind:

- The Sylfaen font should be used while creating the text, otherwise your submission might be left without evaluation.
- The assignment text should include your name and surname, otherwise your submission might be left without evaluation.
- You cannot make changes to the file after submitting it



Co-funded by the  
Erasmus+ Programme  
of the European Union

# Log in to the [Moodle.iliauni.edu.ge](https://moodle.iliauni.edu.ge), Find and open the course and click on the current assignment



The screenshot displays the Moodle user interface. At the top, the Moodle logo and navigation menu are visible, including the text "ილიაუნი", "Moodle-ის დახმარება", and "ქართული (ka)". The main content area shows the course title "შესავალი თანამედროვე აზროვნებაში" and a list of assignments under the heading "თემა 1". One assignment, "საცდელი დავალება", is circled in blue, and a blue arrow points to it from the right. A tooltip above the link reads "You belong to კურსი 1". The left sidebar contains a navigation menu with items like "საცდელი", "კურსის მონაწილეები", "ნიშნები", "საწყისი გვერდი", "მართვის პანელი", "კალენდარი", and "ჩემი კურსები".



Co-funded by the  
Erasmus+ Programme  
of the European Union

# Accept user agreement by clicking „You must accept th...“, You’ll need to do this only at the beginning of the course

ილიაუნის ელექტრონული სწავლების პორტალი

Home / My courses / სამაგისტრო/სამაკადემიო სემინარი (ბიზნესის, ტექნოლოგიისა და განათლების ფაკულტეტი) / საცდელი / Topic 1 / საცდელი დავალება

Separate groups: ჯგუფი 2


My Submissions



[You must accept the latest Turnitin User Agreement before you can make a submission. Please click here to read and accept the Agreement.](#)

Part 1

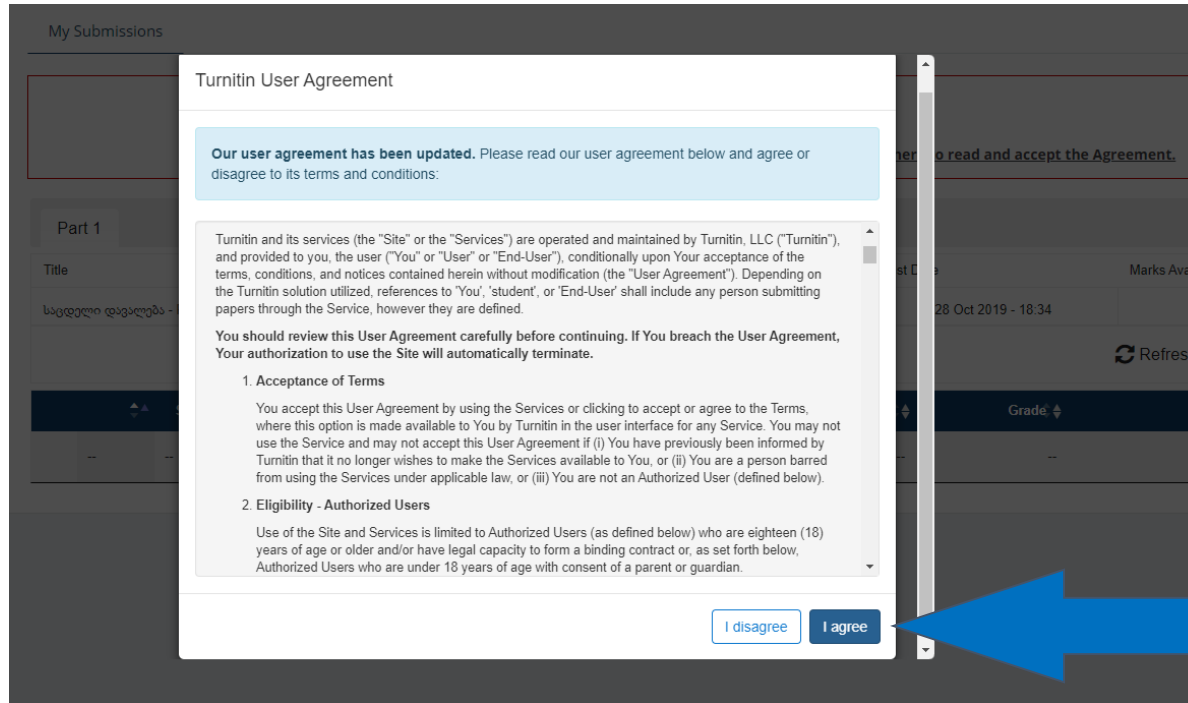
Title	Start Date	Due Date	Post Date	Marks Available
საცდელი დავალება - Part 1	21 Oct 2019 - 18:34	28 Oct 2019 - 18:34	28 Oct 2019 - 18:34	100

 Refresh Submissions

Submission Title	Turnitin Paper ID	Submitted	Grade
--	--	--	--



# Agree the terms and conditions by clicking „I agree“



The image shows a screenshot of a web application interface with a modal dialog box titled "Turnitin User Agreement" overlaid on top. The dialog box contains the following text:

**Our user agreement has been updated.** Please read our user agreement below and agree or disagree to its terms and conditions:

Turnitin and its services (the "Site" or the "Services") are operated and maintained by Turnitin, LLC ("Turnitin"), and provided to you, the user ("You" or "User" or "End-User"), conditionally upon Your acceptance of the terms, conditions, and notices contained herein without modification (the "User Agreement"). Depending on the Turnitin solution utilized, references to 'You', 'student', or 'End-User' shall include any person submitting papers through the Service, however they are defined.

**You should review this User Agreement carefully before continuing. If You breach the User Agreement, Your authorization to use the Site will automatically terminate.**

**1. Acceptance of Terms**

You accept this User Agreement by using the Services or clicking to accept or agree to the Terms, where this option is made available to You by Turnitin in the user interface for any Service. You may not use the Service and may not accept this User Agreement if (i) You have previously been informed by Turnitin that it no longer wishes to make the Services available to You, or (ii) You are a person barred from using the Services under applicable law, or (iii) You are not an Authorized User (defined below).

**2. Eligibility - Authorized Users**

Use of the Site and Services is limited to Authorized Users (as defined below) who are eighteen (18) years of age or older and/or have legal capacity to form a binding contract or, as set forth below, Authorized Users who are under 18 years of age with consent of a parent or guardian.

At the bottom of the dialog box, there are two buttons: "I disagree" and "I agree". A large blue arrow points from the right side of the image towards the "I agree" button. The background of the application is dimmed and shows a table with columns for "Title", "საგვარდულო დავალებები", "Marks Available", and "Grade".



# Find the “Submit Paper” at the right corner and click on it

## ილიაუნის ელექტრონული სწავლების პორტალი


საწყისი გვერდი / ჩემი კურსები / სამაგისტრო/სამაკადემო სემინარი (ბიზნესის, ტექნოლოგიისა და განათლების ფაკულტეტი) / საცდელი / თემა 1 / საცდელი დავალება

ცალ-ცალკე ჯგუფები: ჯგუფი 2

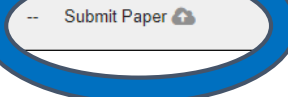
My Submissions

Part 1

Title	Start Date	Due Date	Post Date	Marks Available
საცდელი დავალება - Part 1	21 Oct 2019 - 18:34	28 Oct 2019 - 18:34	28 Oct 2019 - 18:34	100

 Refresh Submissions

Submission Title	Turnitin Paper ID	Submitted	Grade
--	--	--	--



Co-funded by the  
Erasmus+ Programme  
of the European Union

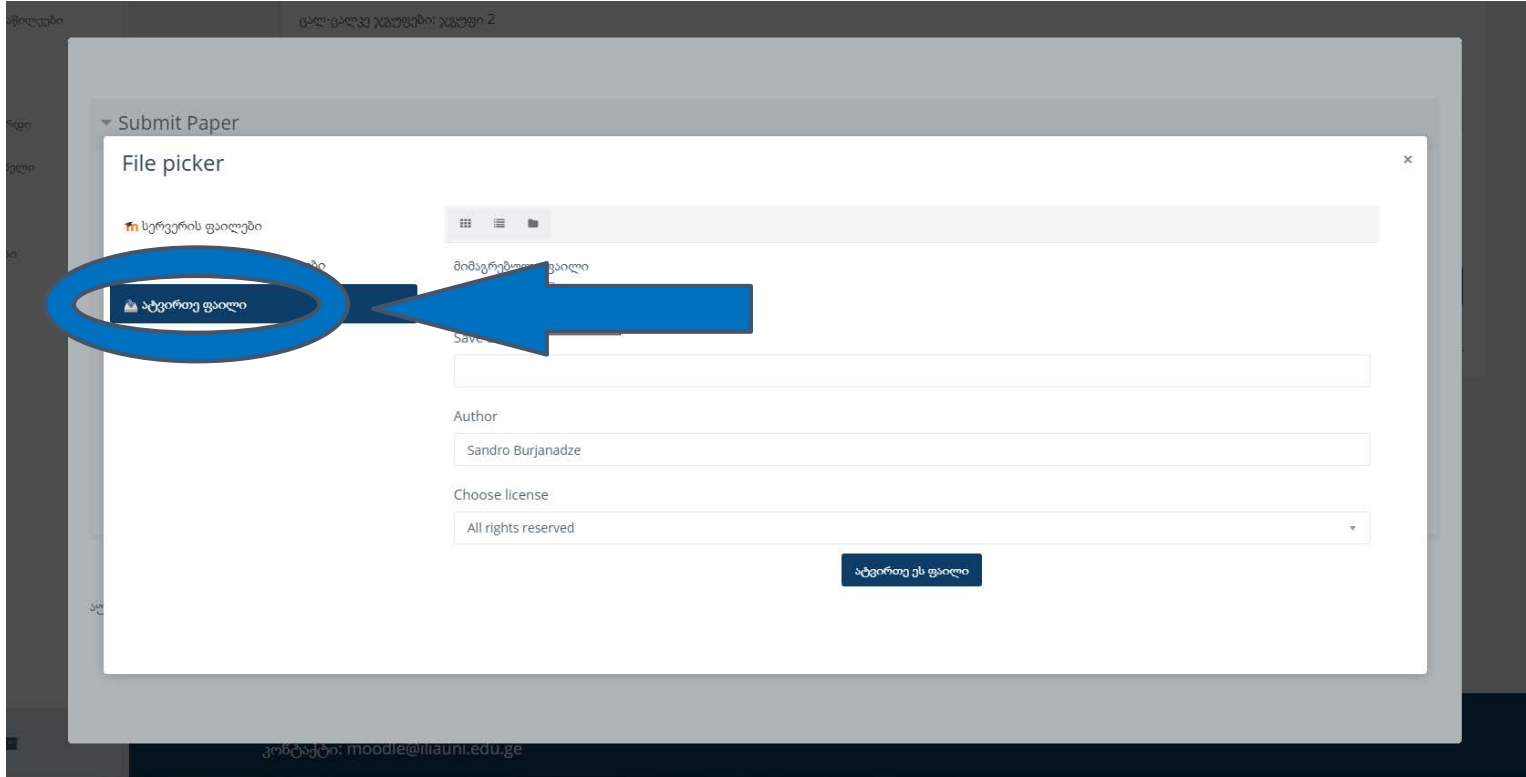
After clicking the “Submit Paper”, enter the submission title and upload the file afterwards

The screenshot shows a Moodle submission form titled "Submit Paper". On the left, there is a list of fields: "Submission Type" (set to "File Upload"), "Submission Title" (empty), and "File to Submit" (empty). A blue box with the text "Enter the title, for example: Darwin" has a blue arrow pointing to the "Submission Title" input field. Below the form, a blue box with the text "Click the space to upload the file" has a blue arrow pointing to a dashed rectangular area. Inside this dashed area, there is a small blue arrow pointing down and the text "შეგიძლიათ აქ გადმოათრიოთ თქვენი ფაილები დასამატებლად". At the bottom of the form, there is a "Submit Paper" button. The page footer includes the contact email "კონტაქტი: moodle@iliauni.edu.ge".



Co-funded by the  
Erasmus+ Programme  
of the European Union

To choose a file click “upload a file”



The screenshot shows a Moodle interface for submitting a paper. A 'File picker' dialog box is open, displaying a sidebar with 'სერვერის ფაილები' (Server files) and 'აბვირთე ფაილი' (Upload file). The main area shows a file browser interface with a search bar, a 'Save' button, and a list of files. Below the file browser, there are fields for 'Author' (Sandro Burjanadze) and a 'Choose license' dropdown menu (All rights reserved). A blue button labeled 'აბვირთე ეს ფაილი' (Upload this file) is at the bottom right. A blue circle highlights the 'აბვირთე ფაილი' button in the sidebar, and a blue arrow points to it from the right.

Submit Paper

File picker

სერვერის ფაილები

აბვირთე ფაილი

აბვირთე ეს ფაილი

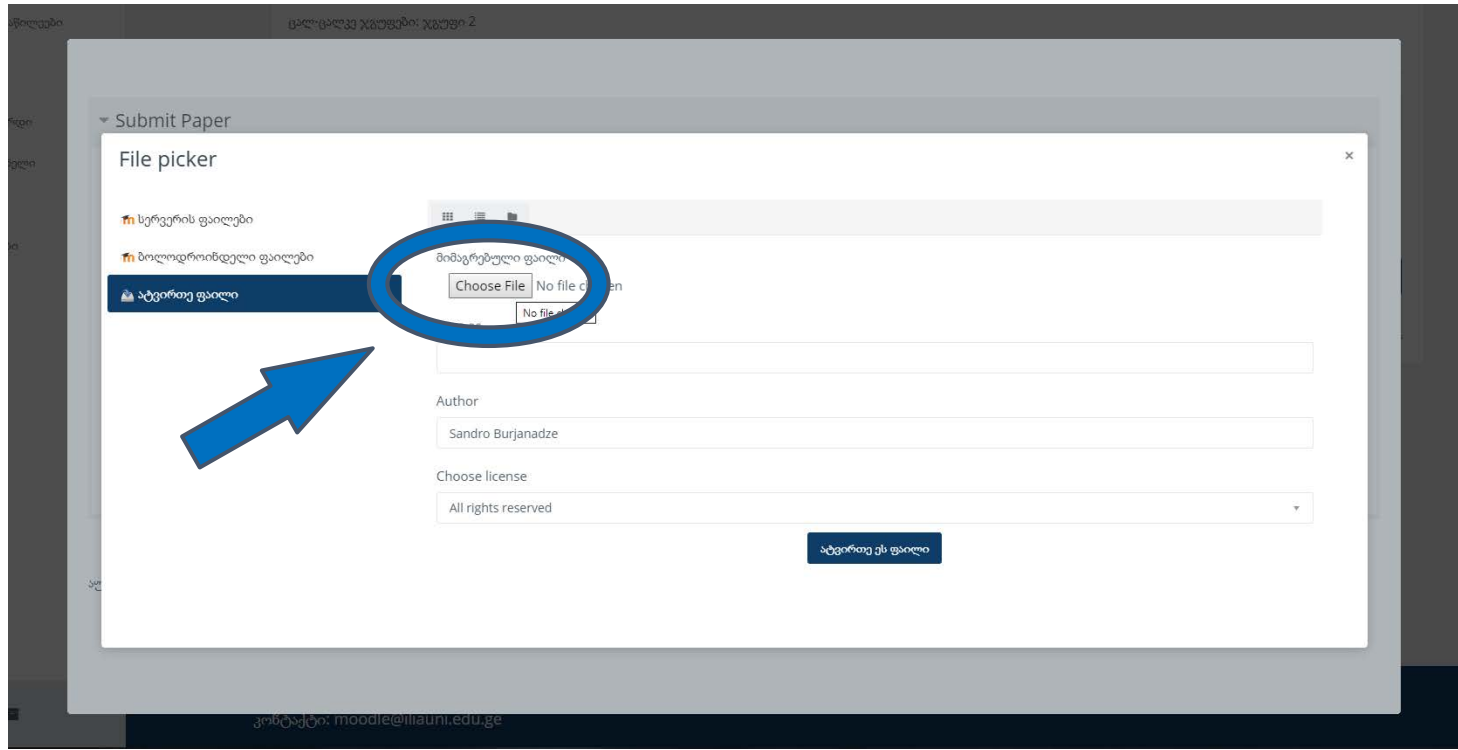
კონტაქტი: moodle@tbilisi.edu.ge



Co-funded by the  
Erasmus+ Programme  
of the European Union



Click “Choose a file”, find a file on your computer and click “Upload this File”





For further questions consult with your teacher or contact us via e-mail

[moodle@iliauni.edu.ge](mailto:moodle@iliauni.edu.ge)



Co-funded by the  
Erasmus+ Programme  
of the European Union